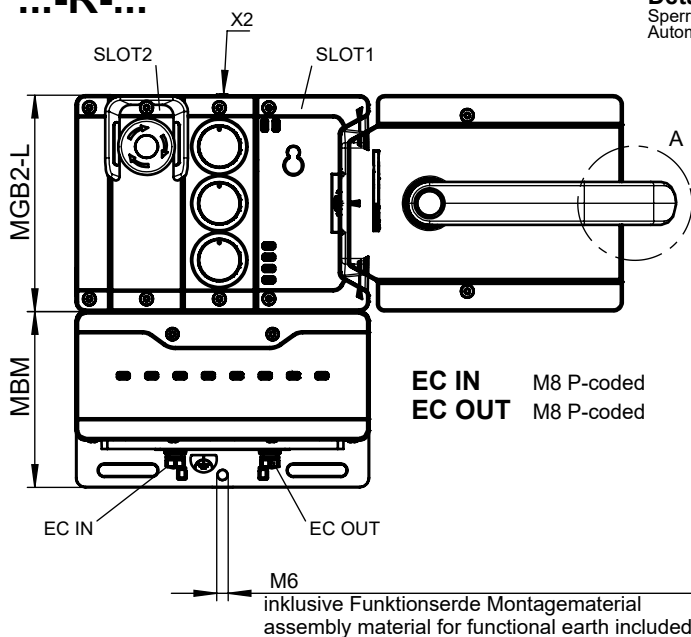
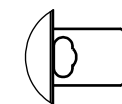
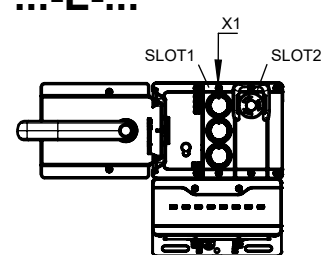


---R---

**Detail A**Sperreinsatz im ausgefahrenen Zustand
Automatic lockoutbar in "open" position.**Inklusive:**- Erdungsschraube M6x8
(AC-FE-GS-M6X8-170020)**Including:**- Grounding screw M6x8
(AC-FE-GS-M6X8-170020)

---L---

**Betriebsanleitung beachten**

(bei Abweichungen zwischen Datenblatt und Betriebsanleitung gelten die Daten des Datenblattes)

Please observe the operating instructions

(in case of disagreement between data sheet and operating instructions, the information of the data sheet are to be considered)

	MGB2-L...	MSM... (SLOT1)	MSM... (SLOT2)	AC-MC... (X1)	AC-MC... (X2)	MGB2-H...	MBM...
MGB2-L1HB-EC-U-S7-CA-R-176483	136776	175496	171255	157024	156718	137617	163293
MGB2-L1HB-EC-U-S7-CA-L-176484	136776	175496	171255	156718	157024	156396	163293

Übersicht der Kommunikationsdaten:**Overview of the communication data:****Input**

Ethernet ¹⁾ standard	Bit 7	Bit 6	Bit 5	Bit 4	Bit 3	Bit 2	Bit 1	Bit 0
1st Byte	BM_E_G	-	BM_E_SYS	-	-	BM_E_ML2	BM_E_ML1	BM_D_RUN
2nd Byte	Diagnose Byte (pluggable)							

Ethernet ¹⁾ standard	Bit 7	Bit 6	Bit 5	Bit 4	Bit 3	Bit 2	Bit 1	Bit 0
1st Byte	LM1_E_G	LM1_E_ER	LM1_E_SM1	LM1_E_SM0	-	LM1_I_UK	LM1_I_SK	LM1_D_RUN
2nd Byte	-	-	-	-	-	LM1_I_OL	LM1_I_OT	LM1_I_OD
3rd Byte	Diagnose Byte (pluggable)							

Ethernet ¹⁾ standard	Bit 7	Bit 6	Bit 5	Bit 4	Bit 3	Bit 2	Bit 1	Bit 0
1st Byte	-	-	-	-	-	SM1_I_S3	SM1_I_S2	SM1_I_S1

Ethernet ¹⁾ standard	Bit 7	Bit 6	Bit 5	Bit 4	Bit 3	Bit 2	Bit 1	Bit 0
1st Byte	-	-	SM2_E_S1	-	-	-	-	SM2_I_S1
2nd Byte	Diagnose Byte (pluggable)							

Ethernet ¹⁾ SAFE	Bit 7	Bit 6	Bit 5	Bit 4	Bit 3	Bit 2	Bit 1	Bit 0
!	-	-	-	-	-	SM2_FI_ES	LM1_FI_UK	LM1_FI_SK

Output

Ethernet ¹⁾ standard	Bit 7	Bit 6	Bit 5	Bit 4	Bit 3	Bit 2	Bit 1	Bit 0
1st Byte	BM_ACK_G	-	-	-	-	-	-	-

Ethernet ¹⁾ standard	Bit 7	Bit 6	Bit 5	Bit 4	Bit 3	Bit 2	Bit 1	Bit 0
1st Byte	LM1_ACK_G	LM1_ACK_ER	-	-	-	-	-	LM1_O_CL

Ethernet ¹⁾ standard	Bit 7	Bit 6	Bit 5	Bit 4	Bit 3	Bit 2	Bit 1	Bit 0
1st Byte	-	-	SM1_O_H3_B	SM1_O_H2_B	SM1_O_H1_B	SM1_O_H3	SM1_O_H2	SM1_O_H1

Ethernet ¹⁾ standard	Bit 7	Bit 6	Bit 5	Bit 4	Bit 3	Bit 2	Bit 1	Bit 0
1st Byte	-	-	-	-	SM2_O_H1_B	-	-	SM2_O_H1

Ethernet ¹⁾ SAFE	Bit 7	Bit 6	Bit 5	Bit 4	Bit 3	Bit 2	Bit 1	Bit 0
!	-	-	-	-	-	-	-	LM1_FO_CL

¹⁾ Ethernet Protokoll in Abhängigkeit des verwendeten MBM Busmodul / Ethernet protocol according to the used MBM Busmodul