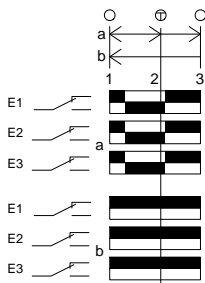
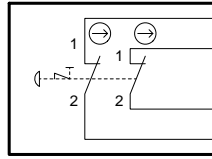


Technische Änderungen vorbehalten, alle Angaben ohne Gewähr / Subject to technical modifications; no responsibility is accepted for the accuracy of this information. © EUCHNER GmbH + Co. KG



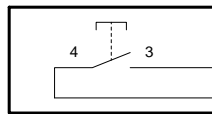
Kontakte / Contacts
 □ offen / open
 ■ geschlossen / closed
 ⊕ Druckpunkt / Trigger point

S1
NOT-HALT
emergency-stop



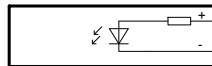
RDWH	wsrt	1
GNWH	wsgn	2
BUWH	wsbl	3
YEWH	wsge	4

S2
Drucktaste
push button



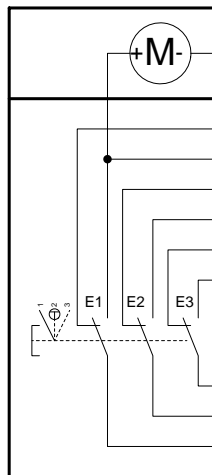
GYPK	grrs	5
VT	vi	6

P1
LED gelb
LED yellow



0V	BNYE	gebr	7
----	------	------	---

S3
Zustimmtaster
enabling push button



LP3	0V	RDBU	rtbl	8
LP1		YE	ge	9
LP2		BU	bl	10
LP10		BK	sw	11
LP9		PK	rs	12
LP11		RD	rt	13
LP12		GY	gr	14
LP13		WH	ws	15
LP8		BN	br	16
LP5	+24V	GN	gn	17

Adern
nicht angeschlossen/
wires
not connected:

BNGN brgn
GYWH wsgr
BNGY grbr
WHPK wsrs
BNPK rsbr
BNBU brbl

Schirm / shield

Adern / wires: 23 x 0,14mm²

Steckverbinder / plug connector:
Phoenix Contact 17pol. Serie / series RC