

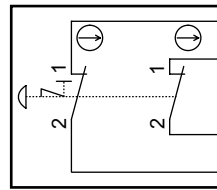


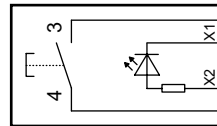
Technische Änderungen vorbehalten, alle Angaben ohne Gewähr / Subject to technical modifications; no responsibility is accepted for the accuracy of this information. © EUCHNER GmbH + Co. KG  Maße in mm / Dimensions in mm 

S1  
NOT-AUS/  
emergency stop



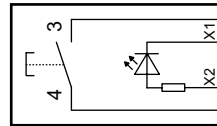
WH	ws
BN	br
GY	gr
PK	rs

S2  
Taste mit LED links oben/  
push button with LED left upper



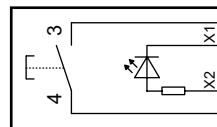
BK	sw
VT	vt

S3  
Taste mit LED rechts oben/  
push button with LED right upper



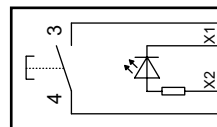
YEW	wsge
BNYE	gebr

S4  
Taste mit LED links unten/  
push button with LED left lower



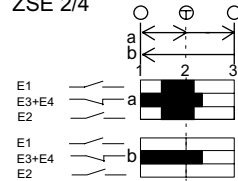
GNW	wsgn
GYPK	grrs

S5  
Taste mit LED rechts unten/  
push button with LED right lower



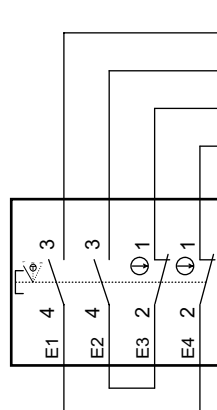
GYW	wsgr
BNGY	grbr

S6  
Zustimmtaster  
enabling push button  
ZSE 2/4



Kontakte / Contacts

- offen / open
- geschlossen / closed
- ⊕ Druckpunkt / Trigger point
- ⊖ Zwangsöffner / Positiv opening contact



GN	gn
YE	ge
RD	rt
BU	bl

Adern nicht angeschlossen/  
wires not connected:

WHPK	wsrs
BNPK	rsbr
BUWH	wsbl
BNBU	brbl
RDWH	wsrt

Adern 0,14<sup>2</sup>/ wires 0,14<sup>2</sup>