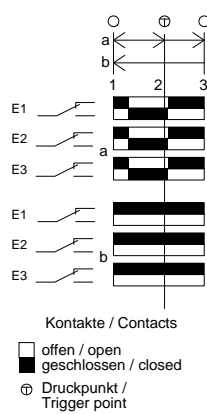
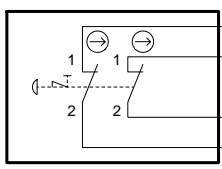


Technische Änderungen vorbehalten, alle Angaben ohne Gewähr / Subject to technical modifications; no responsibility is accepted for the accuracy of this information. © EUCHNER GmbH + Co. KG  
 Maße in mm / Dimensions in mm

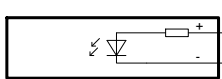


**S1**  
 NOT-HALT  
 emergency stop



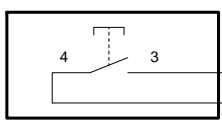
WH	ws	1
BK	sw	9
VT	vi	10
BN	br	2

**P1**  
 LED grün  
 LED green



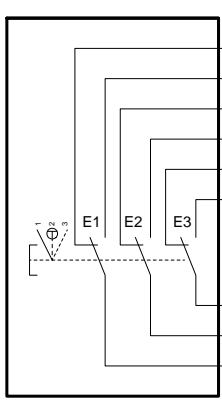
RD	rt	8
RDBU	rtbl	12

**S3**  
 Drucktaste schwarz  
 push button black



BU	bl	7
----	----	---

**S2**  
 Zustimmtaster  
 enabling push button



LP1				
LP2				
LP10				
LP9	PK	rs	6	
LP11				
LP12	YE	ge	4	
LP13	GN	gn	3	
LP8	GY	gr	5	
LP5	+24V	GYPK	grrs	11

Schirm / shield

Adern / wires: 12x 0,14mm<sup>2</sup>

Steckverbinder / connector:  
 Phoenix 12pol.