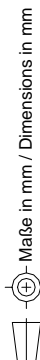
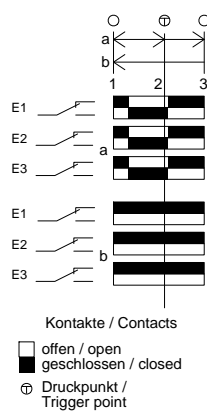


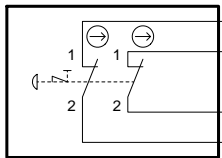
Technische Änderungen vorbehalten, alle Angaben ohne Gewähr / Subject to technical modifications; no responsibility is accepted for the accuracy of this information. © EUCHNER GmbH + Co. KG



Maße in mm / Dimensions in mm

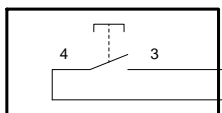


S1
 Maschinen Stopp
 grau-gelb
 machine stop
 grey-yellow



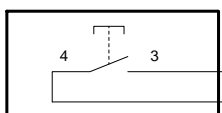
YE	ge
BU	bl
GN	gn
RD	rt

S2 "+"
 Drucktaste
 push button



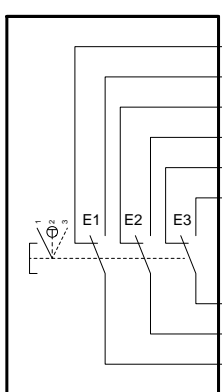
GYPK	grrs
VT	vi

S3 "-"
 Drucktaste
 push button



BK	sw
RDBU	rtbl

S4
 Zustimmtaster
 enabling push button



LP1	
LP2	
LP10	
LP9	PK rs
LP11	
LP12	GY gr
LP13	WH ws
LP8	BN br
LP5	

Schirm / shield

Adern / wires 12x 0,14²