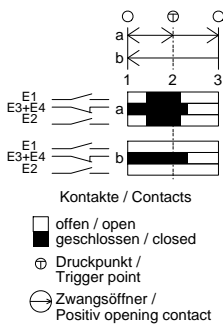
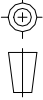
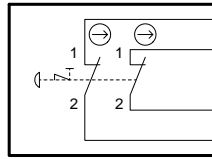


Technische Änderungen vorbehalten, alle Angaben ohne Gewähr / Subject to technical modifications; no responsibility is accepted for the accuracy of this information. © EUCHNER GmbH + Co. KG

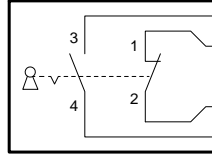


S1
Maschinen Stopp
schwarz/gelb
machine stop
black/yellow



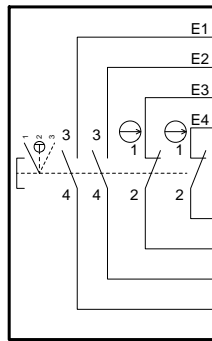
WH	ws	0,5 ²	9
BN	br	0,5 ²	16
GY	gr	0,5 ²	14
PK	rs	0,5 ²	7

S2
Schlüsselschalter
key switch



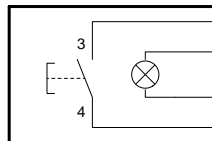
YEWB	wsgb	0,14 ²	8
BK	sw	0,14 ²	1

S3
Zustimmtaster
enabling push button
ZSE2-4



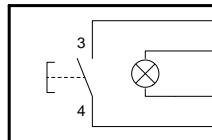
BU	bl	0,5 ²	15
RD	rt	0,5 ²	13
YE	ge	0,5 ²	12
GN	gn	0,5 ²	10

S4
Taste mit Lampe +
push button with lamp +



GYPK	grrs	0,14 ²	3
GNWH	wsgn	0,14 ²	5
VT	vi	0,14 ²	2

S5
Taste mit Lampe -
push button with lamp -



RDBU	rtbl	0,14 ²	4
BNGN	brgn	0,14 ²	6

Stift und Ader
nicht angeschlossen/
pin and wire
not connected:

BNYE	gebr	0,14 ²	11
Schirm / shield			17