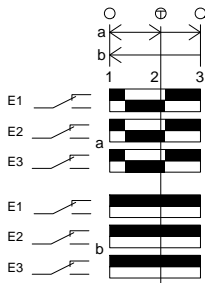
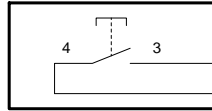


Technische Änderungen vorbehalten, alle Angaben ohne Gewähr / Subject to technical modifications; no responsibility is accepted for the accuracy of this information. © EUCHNER GmbH + Co. KG



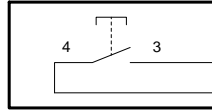
Kontakte / Contacts  
 □ offen / open  
 ■ geschlossen / closed  
 ⊕ Druckpunkt / Trigger point

S1  
Drucktaste grün  
push button green



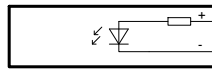
VT vi 10  
GNWH wsgn 13

S2  
Drucktaste weiss  
push button white



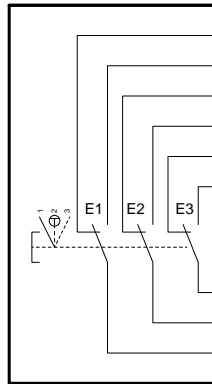
BNGN brgn 14  
GYPK grrs 11

P1  
LED grün  
LED green



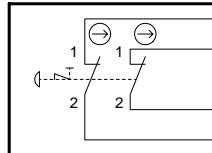
+24V 15  
0V 16  
YEWH wsge  
BNEY gebr

S3  
Zustimmtaster  
enabling push button



LP1  
LP2  
LP10  
LP9  
LP11  
LP12  
PK rs 6  
GY gr 5  
LP13  
LP8  
LP5  
WH ws 1  
BN br 2

S4  
NOT-HALT  
emergency-stop



RD rt 8  
GN gn 3  
BU bl 7  
YE ge 4

Stifte und Adern  
nicht angeschlossen/  
pins and wires  
not connected:

RDBU rtbl 9  
BK sw 12  
GYWH wsgr 17  
BNGY grbr  
WHPK wsrs  
BUWH wsbl  
BNPK rsbr  
BNBU brbl  
RDWH wsrt

Schirm / shield

Adern 0,14<sup>2</sup> / wires 0,14<sup>2</sup>

17-pol. Steckverbinder  
(Fa. Phoenix Contact)  
17-pin plug connector  
(Type Phoenix Contact)